

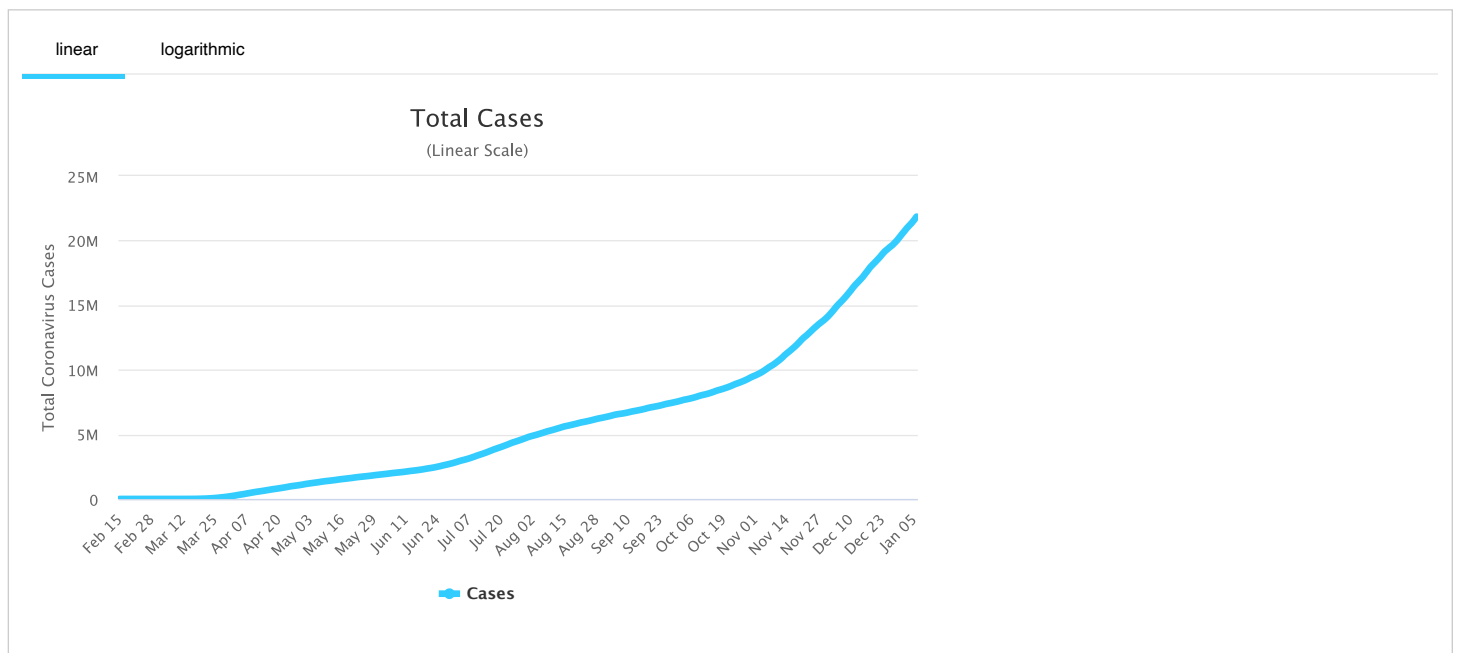
#	USA State ↕	Total Cases ↕	New Cases ↕	Total Deaths ↕	New Deaths ↕	Total Recovered ↕	Active Cases ↕	Tot Cases/ 1M pop ↕	Deaths/ 1M pop ↕	Total Tests
	USA Total	21,857,616		369,990		13,024,142	8,463,484	66,035	1,118	263,5
1	California (/coronavirus/usa/california/)	2,537,587		28,023		1,072,953	1,436,611	64,223	709	34,5
2	Texas (/coronavirus/usa/texas/)	1,894,162		29,357		1,536,109	328,696	65,325	1,012	16,4
3	Florida (/coronavirus/usa/florida/)	1,409,906		22,332		754,330	633,244	65,645	1,040	16,3
4	New York (/coronavirus/usa/new-york/)	1,098,899		38,888		486,488	573,523	56,488	1,999	26,3
5	Illinois (/coronavirus/usa/illinois/)	999,288		18,735		743,577	236,976	78,859	1,478	13,6
6	Ohio (/coronavirus/usa/ohio/)	742,817		9,368		605,474	127,975	63,548	801	7,9
7	Georgia (/coronavirus/usa/georgia/)	713,840		11,165		351,982	350,693	67,233	1,052	5,9

#	USA State	Total Cases	New Cases	Total Deaths	New Deaths	Total Recovered	Active Cases	Tot Cases/ 1M pop	Deaths/ 1M pop	Total Tests
8	Pennsylvania (/coronavirus/usa/pennsylvania/)	689,179		17,018		485,206	186,955	53,834	1,329	7,7
9	Tennessee (/coronavirus/usa/tennessee/)	625,237		7,381		548,838	69,018	91,554	1,081	5,7
10	North Carolina (/coronavirus/usa/north-carolina/)	582,348		7,076		487,090	88,182	55,525	675	7,1
11	Arizona (/coronavirus/usa/arizona/)	574,680		9,444		81,214	484,022	78,953	1,297	3,3
12	New Jersey (/coronavirus/usa/new-jersey/)	557,267		19,638		276,680	260,949	62,740	2,211	8,0
13	Michigan (/coronavirus/usa/michigan/)	551,498		13,667		363,611	174,220	55,222	1,368	8,8
14	Indiana (/coronavirus/usa/indiana/)	539,229		8,743		357,442	173,044	80,097	1,299	5,8
15	Wisconsin (/coronavirus/usa/wisconsin/)	494,747		5,039		461,729	27,979	84,973	865	2,8
16	Missouri (/coronavirus/usa/missouri/)	440,110		6,338		141,496	292,276	71,709	1,033	4,2
17	Minnesota (/coronavirus/usa/minnesota/)	427,587		5,596		406,910	15,081	75,818	992	5,7
18	Massachusetts (/coronavirus/usa/massachusetts/)	404,053		12,836		311,250	79,967	58,622	1,862	11,3
19	Alabama (/coronavirus/usa/alabama/)	384,184		4,994		211,684	167,506	78,354	1,019	2,0
20	Virginia (/coronavirus/usa/virginia/)	377,300		5,226		32,101	339,973	44,204	612	5,3
21	Colorado (/coronavirus/usa/colorado/)	349,450		5,050		73,574	270,826	60,682	877	2,1
22	Louisiana (/coronavirus/usa/louisiana/)	333,524		7,681		280,373	45,470	71,744	1,652	4,5
23	South Carolina (/coronavirus/usa/south-carolina/)	333,235		5,582		158,273	169,380	64,722	1,084	3,8
24	Oklahoma (/coronavirus/usa/oklahoma/)	311,573		2,633		274,657	34,283	78,740	665	2,7
25	Maryland (/coronavirus/usa/maryland/)	292,904		6,132		9,391	277,381	48,448	1,014	5,9
26	Utah (/coronavirus/usa/utah/)	292,720		1,330		239,203	52,187	91,305	415	2,7
27	Iowa (/coronavirus/usa/iowa/)	289,950		4,060		249,919	35,971	91,900	1,287	1,3

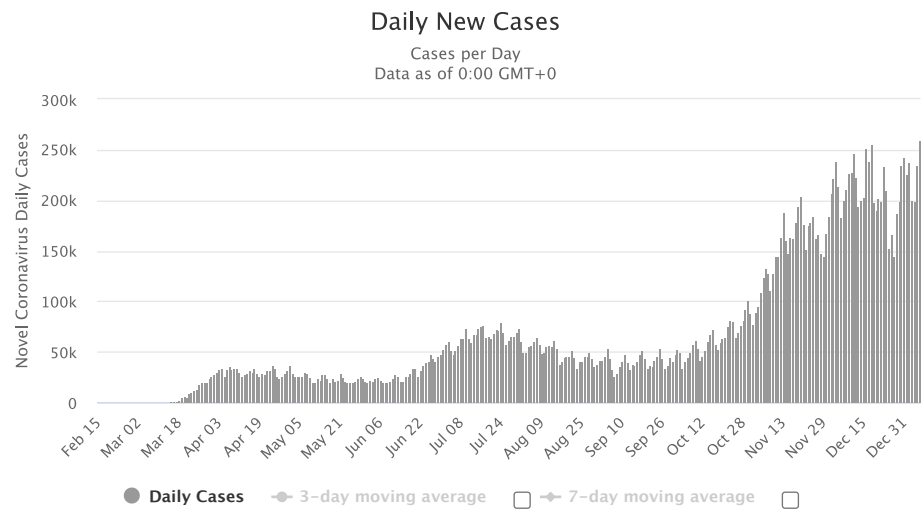
#	USA State	Total Cases	New Cases	Total Deaths	New Deaths	Total Recovered	Active Cases	Tot Cases/ 1M pop	Deaths/ 1M pop	Total Tests
28	Kentucky (/coronavirus/usa/kentucky/)	286,541		2,806		37,821	245,914	64,137	628	3,5
29	Washington (/coronavirus/usa/washington/)	264,606		3,725		111,038	149,843	34,748	489	3,9
30	Arkansas (/coronavirus/usa/arkansas/)	242,593		3,901		213,574	25,118	80,387	1,293	2,3
31	Kansas (/coronavirus/usa/kansas/)	239,242		3,027		161,774	74,441	82,120	1,039	1,0
32	Nevada (/coronavirus/usa/nevada/)	237,393		3,295		121,593	112,505	77,072	1,070	2,1
33	Mississippi (/coronavirus/usa/mississippi/)	228,235		5,013		182,103	41,119	76,688	1,684	1,8
34	Connecticut (/coronavirus/usa/connecticut/)	199,454		6,230		53,755	139,469	55,943	1,747	4,5
35	Nebraska (/coronavirus/usa/nebraska/)	172,469		1,703		116,295	54,471	89,159	880	8
36	New Mexico (/coronavirus/usa/new-mexico/)	149,984		2,641		72,089	75,254	71,529	1,260	2,0
37	Idaho (/coronavirus/usa/idaho/)	146,106		1,488		63,097	81,521	81,758	833	8
38	Oregon (/coronavirus/usa/oregon/)	120,223		1,558		N/A	N/A	28,504	369	2,7
39	South Dakota (/coronavirus/usa/south-dakota/)	101,684		1,519		93,778	6,387	114,941	1,717	3
40	Rhode Island (/coronavirus/usa/rhode-island/)	95,463		1,890		5,743	87,830	90,114	1,784	2,0
41	West Virginia (/coronavirus/usa/west-virginia/)	94,678		1,481		65,571	27,626	52,829	826	1,5
42	North Dakota (/coronavirus/usa/north-dakota/)	93,832		1,334		90,511	1,987	123,129	1,751	3
43	Montana (/coronavirus/usa/montana/)	84,060		1,015		78,114	4,931	78,651	950	8
44	Delaware (/coronavirus/usa/delaware/)	61,729		947		N/A	N/A	63,392	973	5
45	New Hampshire (/coronavirus/usa/new-hampshire/)	48,838		816		41,237	6,785	35,918	600	1,0
46	Alaska (/coronavirus/usa/alaska/)	47,334		219		N/A	N/A	64,704	299	1,3
47	Wyoming (/coronavirus/usa/wyoming/)	45,890		464		43,642	1,784	79,290	802	5

#	USA State	Total Cases	New Cases	Total Deaths	New Deaths	Total Recovered	Active Cases	Tot Cases/1M pop	Deaths/1M pop	Total Tests
48	District Of Columbia (/coronavirus/usa/district-of-columbia/)	30,482		806		21,461	8,215	43,191	1,142	9
49	Maine (/coronavirus/usa/maine/)	27,090		372		11,607	15,111	20,153	277	1,2
50	Hawaii (/coronavirus/usa/hawaii/)	22,310		299		13,182	8,829	15,757	211	8
51	Vermont (/coronavirus/usa/vermont/)	8,158		152		5,546	2,460	13,074	244	7
52	Puerto Rico	137,014		1,570		70,374	65,070	40,454	464	4
53	Guam	7,378		123		7,145	110			1
54	United States Virgin Islands	2,083		24		1,955	104			
55	Northern Mariana Islands	124		2		N/A	N/A			
56	American Samoa	3				3	0			
57	US Military	173,077		197		108,701	64,179			
58	Veteran Affairs	171,697		7,012		147,983	16,702			1,1
59	Federal Prisons	46,154		184		38,189	7,781			
60	Navajo Nation	24,247		838		12,597	10,812			2
61	Grand Princess Ship	122		7		115	0			
62	Wuhan Repatriated	3				3	0			
63	Diamond Princess Ship	46				46	0			
	Total:	21,857,616		369,990		13,024,142	8,463,484	66,035	1,118	263,5

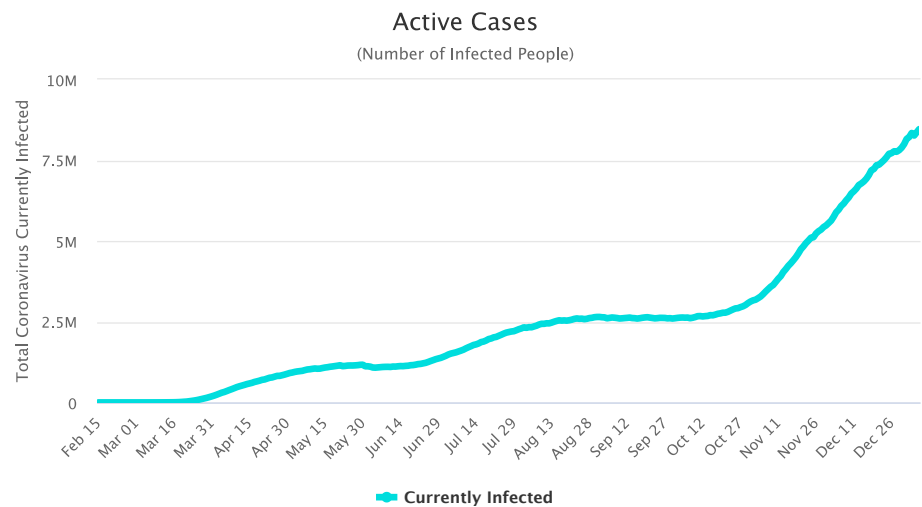
Total Coronavirus Cases in the United States




Daily New Cases in the United States

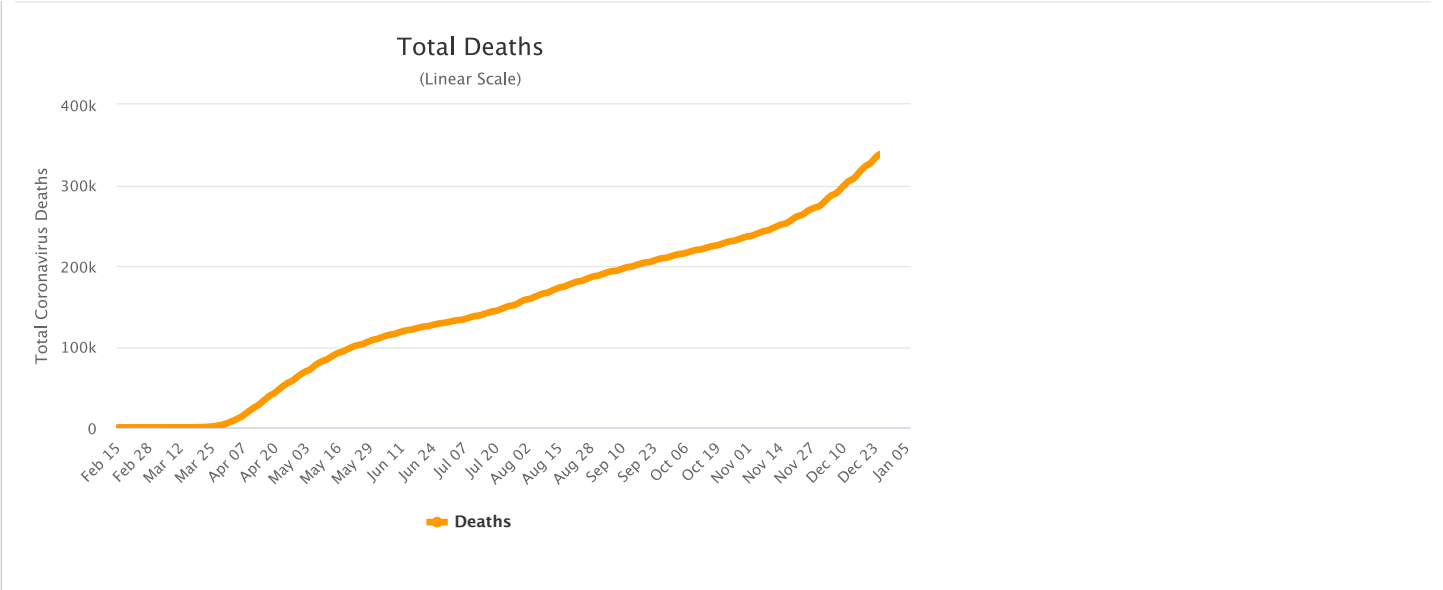


Active Cases in the United States

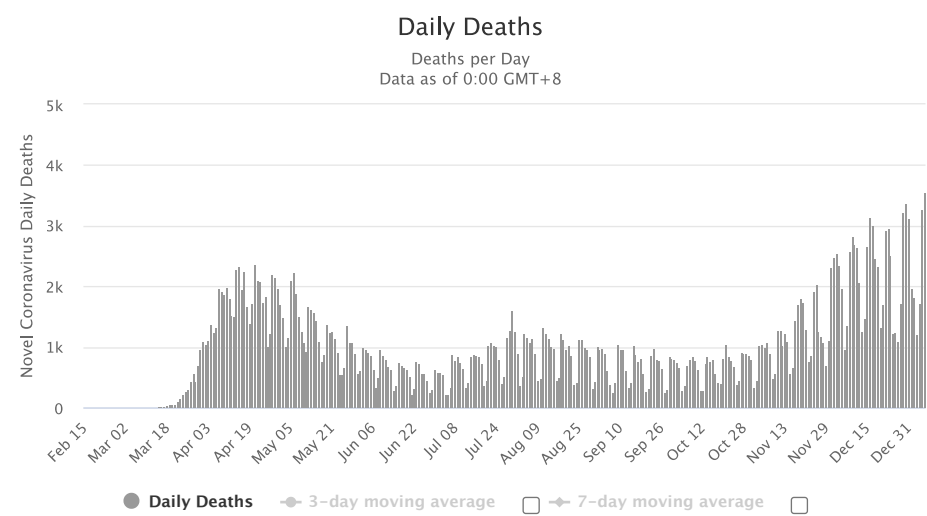


Total Coronavirus Deaths in the United States





Daily New Deaths in the United States



Latest News

January 6 (GMT)

Updates

- 260,973 new cases and 4,100 new deaths in [the United States \(/coronavirus/country/us/\)](#)

January 5

January 4

January 3

January 2

January 1

May 14

May 8

View More News

Historical account of the initial stages of the epidemic in the United States

Content:

- First 20 cases in the United States
- Progression of first suspected cases
- Timeline of initial events
- Sources for the historical account

First 20 cases in the United States

Information collected on the first 20 domestic cases (not including repatriated cases and Diamond Princess cruise ship evacuee cases) is presented in the table below:

State	Cases	Sex	Age	Date	Case #	Location	Source
Oregon	1			Feb. 29	17 th	Washington C.	
Washington	2			Feb. 29	18, 19 th		
	1	M	30s	Jan. 21	1 st	Snohomish	[7]
Illinois	1			Mar. 1	20 th		
	1	M	60s	Jan. 30	6 th	Chicago	[12]
	1	F	60s	Jan. 24	2 nd	Chicago	[8]
California	2	unkn.	unkn.	Jan. 26	3 rd , 4 th	Orange C., L.A.	[9]
	1	M	adult	Jan. 31	7 th	Santa Clara C.	[17][18]
	1	F	unkn.	Feb. 2	9 th	Santa Clara C.	
	1	M	57	Feb. 2	10 th	San Benito C.	
	1	F	57	Feb. 2	11 th	San Benito C.	
	1		65	Feb. 28	16 th	Santa Clara C.	
	1			Feb. 21	13 th	Humboldt C.	
	1			Feb. 21	14 th	Sacramento C.	
	1			Feb. 26	15 th	[Northern California]	
Massachusetts	1	M	20s	Feb. 1	8 th	Boston	[16]
Arizona	1	unkn.	student	Jan. 26	5 th	Maricopa County	
Wisconsin	1			Feb. 5	12 th	Madison	

Patients Under Investigation (PUI) in the United States

CDC in the early stages released information regarding the number of cases and people under investigation that was updated regularly on Mondays, Wednesdays, and Fridays. Below we provide the historical reports that we were able to gather in order to track the progression in the number of suspected cases and US states involved through time in the initial stages

As of Feb. 10:

<i>Number of U.S. States with PUI</i>	<i>36</i>
Positive	12
Negative	318
Pending (specimens awaiting testing)	68
TOTAL	398

As of Feb. 7:

<i>Number of U.S. States with PUI</i>	<i>36</i>
Positive	12
Negative	225
Pending (specimens awaiting testing)	100
TOTAL	337

As of Feb. 5:

<i>Number of U.S. States with PUI</i>	<i>36</i>
Positive	11
Negative	206
Pending (specimens awaiting testing)	76
TOTAL	293

As of Feb. 3:

<i>Number of U.S. States with PUI</i>	<i>36</i>
Positive	11
Negative	167
Pending (specimens awaiting testing)	82
TOTAL	260

As of January 31:

<i>Number of U.S. States with PUI</i>	<i>36</i>
Positive	6
Negative	114
Pending (specimens awaiting testing)	121
TOTAL	241

Previously, as of January 29, there were 92 suspected cases awaiting testing.

<i>Number of U.S. States with PUI</i>	<i>36</i>
---------------------------------------	-----------

Positive of U.S. States with PUI	35
---	-----------

Positive	5
Negative	68
Pending (specimens awaiting testing)	92
TOTAL	165

Timeline of Events

- ▲ On January 31, HHS declared Coronavirus a Public Health Emergency in the US (<https://www.hhs.gov/about/news/2020/01/31/secretary-azar-declares-public-health-emergency-us-2019-novel-coronavirus.html>)
 As of Jan. 31, the Wuhan coronavirus is officially a public health emergency in the United States, Alex Azar, secretary of the US Department of Health and Human Services (HHS), announced at a White House press briefing.
- ▲ On Jan. 31, the U.S. Centers for Disease Control and Prevention (CDC) **issued a federal quarantine for 14 days** affecting the 195 American evacuees from Wuhan, China. Starting Sunday, Feb. 2, U.S. citizens, permanent residents and immediate family who have visited China's Hubei province will undergo a **mandatory 14 days quarantine** and, if they have visited other parts of China, they would be screened at airports and asked to self-quarantine for 14 days. The last time the CDC had issued a quarantine was over 50 years ago in the 1960s, for smallpox.
- ▲ President Donald Trump signed an order on Jan. 31 for the U.S. to **deny entry to foreign nationals who traveled to China** within the preceding two weeks, aside from the immediate family of U.S. citizens.
- On Jan. 30, the CDC had confirmed the **first case of person to person transmission in the U.S.:** ^[12] the husband of the Chicago, Illinois case who had returned from Wuhan, China on Jan. 13 and who tested positive for the virus on Jan. 24).
- CDC stated on Jan. 30 that "It is likely there will be more cases of 2019-nCoV reported in the U.S. in the coming days and weeks, including more person-to-person spread."^[12]
- The virus had been confirmed in **5 states**.
- On Jan. 31, **New York City** health officials vehemently denied the rumor regarding a coronavirus case in the city ^[13]. On Feb. 1, however, the city's health commissioner did report that there was a test being performed on a person under 40 who had returned from China, developed matching symptoms, and tested negative to the seasonal flu.
- Most US patients had recently visited Wuhan.**
- All of the first five U.S. cases were described as **mild**.
- A study on the first US case of novel coronavirus detailed mild symptoms followed by pneumonia (https://www.cnn.com/2020/01/31/health/washington-coronavirus-study-nejm/index.html?utm_term=link&utm_medium=social&utm_content=2020-02-01T00)

U.S. Airlines suspended ALL flights between the U.S. and China

On Friday, January 31, Delta, American and United announced they would temporarily suspend all of their mainland China flights in response to the coronavirus outbreak.^[14]

Prior to this January 31 announcement:

- UNITED AIRLINES**
 on Jan. 28 had announced it would cut 24 flights between the U.S. and China for the first week of February.
- AMERICAN AIRLINES**
 on Jan. 29 had announced it would suspend flights from Los Angeles to Shanghai and Beijing from Feb. 9 through March 27, 2020. It will maintain its flight schedules (10 daily A/R) from Dallas-Fort Worth to Shanghai and Beijing, as well as from Los Angeles and Dallas-Fort Worth to Hong Kong.
- DELTA**
 had not adjusted its schedule of direct flights from the U.S. to China. It is the only airline with direct flights to not take action so far.

The White House was considering issuing a ban on flights between the United States and China, as of late Jan. 28^[11]. Italy has announced on January 31 that it was suspending all flights to and from China following the first 2 cases of coronavirus in Italy.

Travel Alert: Do Not Travel to China

- The U.S. State Department on January 30 issued a **Level 4: Do Not Travel to China Alert** (<https://travel.state.gov/content/travel/en/traveladvisories/traveladvisories/china-travel-advisory.html>) ^[4] (the highest level of alert).
- Previously, on January 29, the advisory was set at a lower "Level 3: Reconsider Travel" advising not to travel to Hubei Province: (Level 4) and reconsider travel to the remainder of China (Level 3).
- The CDC on Jan. 28 issued a Level 3 Warning (<https://wwwnc.cdc.gov/travel/notices/warning/novel-coronavirus-china>), recommending that travelers **avoid all nonessential travel to China** ^[5].

Screening incoming passengers at 20 airports in the U.S.

On January 17, the CDC announced that 3 airports in the United States would begin screening incoming passengers from China: SFO, JFK, and LAX ^[6] Other 2 airports were added subsequently, and on January 28, the U.S. Department of Health and Human Services (HHS) announced that 15 additional U.S. airports (bringing the total to 20) would begin screening incoming travelers from China.

Below is the complete list of airports where screening for the 2019 Novel Coronavirus (2019-nCoV) is in place:

- Los Angeles International (LAX)
- San Francisco International (SFO)
- Chicago O'Hare
- New York JFK
- Atlanta Hartsfield-Jackson International
- Houston George Bush Intercontinental
- Dallas-Fort Worth International
- San Diego International
- Seattle-Tacoma International
- Honolulu International
- Anchorage Ted Stevens International
- Minneapolis-St. Paul International
- Detroit Metropolitan
- Miami International
- Washington Dulles International
- Philadelphia International
- Newark Liberty International
- Boston Logan International
- El Paso International
- Puerto Rico's San Juan Airport

Sources for the historical account

1. Novel Coronavirus (2019-nCoV) situation reports (<https://www.who.int/emergencies/diseases/novel-coronavirus-2019/situation-reports/>) - World Health Organization (<https://www.who.int/>) (WHO)
2. 2019 Novel Coronavirus (2019-nCoV) in the U.S (<https://www.cdc.gov/coronavirus/2019-ncov/cases-in-us.html>) - U.S. Centers for Disease Control and Prevention (<https://www.cdc.gov/>) (CDC)
3. Symptoms of Novel Coronavirus (2019-nCoV) (<https://www.cdc.gov/coronavirus/2019-ncov/about/symptoms.html>) - CDC
4. China Travel Advisory (<https://travel.state.gov/content/travel/en/traveladvisories/traveladvisories/china-travel-advisory.html>) - U.S. State Department, accessed January 31, 2020.

5. Novel Coronavirus in China - Warning - Level 3, Avoid Nonessential Travel (<https://wwwnc.cdc.gov/travel/notices/warning/novel-coronavirus-china>) - CDC, January 28, 2020.
6. Public Health Screening to Begin at 3 U.S. Airports for 2019 Novel Coronavirus ("2019-nCoV") (<https://www.cdc.gov/media/releases/2020/p0117-coronavirus-screening.html>) - CDC January 17, 2020
7. First Travel-related Case of 2019 Novel Coronavirus Detected in United States (<https://www.cdc.gov/media/releases/2020/p0121-novel-coronavirus-travel-case.html>) - CDC, January 21, 2020
8. Second Travel-related Case of 2019 Novel Coronavirus Detected in United States (<https://www.cdc.gov/media/releases/2020/p0124-second-travel-coronavirus.html>) - CDC, January 24, 2020
9. CDC confirms additional cases of 2019 Novel Coronavirus in United States (<https://www.cdc.gov/media/releases/2020/s0126-coronavirus-new-cases.html>) - CDC, January 26, 2020
10. 2019 Novel Coronavirus (2019-nCoV) in the U.S. (<https://www.cdc.gov/coronavirus/2019-ncov/cases-in-us.html>) - CDC, Updated January 29, 2020
11. White House considers ban on flights to China amid coronavirus outbreak (<https://eu.usatoday.com/story/travel/news/2020/01/28/white-house-considers-ban-china-flights-amid-coronavirus-outbreak/4602839002/>) - USA Today, Jan. 28, 2020
12. CDC Confirms Person-to-Person Spread of New Coronavirus in the United States (<https://www.cdc.gov/media/releases/2020/p0130-coronavirus-spread.html>) - CDC Press Release, Jan. 30, 2020
13. NYC Officials Deny Report Of Coronavirus Amid Confusion (<https://www.forbes.com/sites/sergeiklebnikov/2020/01/31/nyc-officials-deny-report-of-coronavirus-amid-confusion/#351e47b5652c>) - Forbes, Jan. 31, 2020
14. Delta, American, United to suspend all China mainland flights as coronavirus crisis grows (<https://eu.usatoday.com/story/travel/2020/01/31/coronavirus-china-flight-ban-delta-cuts-all-flights-white-house/4620989002/>) - USA Today, Jan. 31, 2020
15. Secretary Azar Declares Public Health Emergency for United States for 2019 Novel Coronavirus (<https://www.hhs.gov/about/news/2020/01/31/secretary-azar-declares-public-health-emergency-us-2019-novel-coronavirus.html>) - U.S. Department of Health and Human Services (HHS), Jan. 31, 2020
16. Man returning from Wuhan, China is first case of 2019 Novel Coronavirus confirmed in Massachusetts (<https://www.mass.gov/news/man-returning-from-wuhan-china-is-first-case-of-2019-novel-coronavirus-confirmed-in>) - Massachusetts Department of Public Health, Feb. 1, 2020
17. County of Santa Clara Public Health Department Reports First Case of Novel (new) Coronavirus (<https://www.sccgov.org/sites/phd/news/Pages/novel-coronavirus-1-31-2020.aspx>) - Santa Clara County Public Health, Jan. 31, 2020
18. Coronavirus: First case confirmed in Santa Clara County (<https://www.mercurynews.com/2020/01/31/santa-clara-coronavirus/>) - Mercury News, Jan. 31, 2020

Countries:

- **China** (</coronavirus/country/china/>)
- **South Korea** (</coronavirus/country/south-korea/>)
- **Iran** (</coronavirus/country/iran/>)
- **Italy** (</coronavirus/country/italy/>)
- **Spain** (</coronavirus/country/spain/>)
- **France** (</coronavirus/country/france/>) (</coronavirus/country/france/>)
- **United States** (</coronavirus/country/us/>)

Coronavirus Worldometer Sections:

- **Coronavirus Update** (</coronavirus/>)
- **Cases** (</coronavirus/coronavirus-cases/>)
- **Deaths** (</coronavirus/coronavirus-death-toll/>)
- **Mortality Rate** (</coronavirus/coronavirus-death-rate/>)
- **Transmission Rate** (</coronavirus/#repro>)
- **Incubation Period** (</coronavirus/coronavirus-incubation-period/>)
- **Age, Sex, Demographics** (</coronavirus/coronavirus-age-sex-demographics/>)
- **Symptoms** (</coronavirus/coronavirus-symptoms/>)
- **Countries with cases: basic list** (</coronavirus/countries-where-coronavirus-has-spread/>) - **detailed list** (</coronavirus/#countries>)
- **Expert Opinions** (</coronavirus/coronavirus-expert-opinions/>)
- **Cases in the US** (</coronavirus/usa-coronavirus/>)

worldometer (/)

[about \(/about/\)](#) | [faq \(/faq/\)](#) | [languages \(/languages/\)](#) | [contact \(/contact/\)](#) | [report coronavirus cases \(/report_us/\)](#)



[\(/newsletter-subscribe/\)](#)



[\(/https://twitter.com/Worldometers\)](https://twitter.com/Worldometers)



[\(/https://www.facebook.com/Worldometers.info\)](https://www.facebook.com/Worldometers.info)